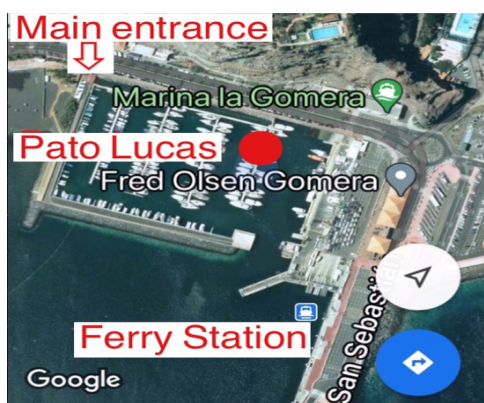


# WELCOME ON BOARD PATO LUCAS.

Thank you for choose our Sail Boat for your stay in Marina La Gomera.

Most of you prefer autonomous check in so we have organize it, but if you prefer we can try to make "face to face" check-in if possible... Anyway Mariano will always be in touch (+34 637 86 86 12) via mobile or whatsapp. We recommend carefully read this document.



**AUTONOMOUS CHECK-IN:** To get in the marina you have to go to "main entrance" and open our own Key Safety Box with the CODE NUMBER we will give you before your arrival, pick the magnetic card, close the Safety Box and change the number position to other (different than the CODE), then you can open the door of the Marina. Remember that it is very important that you tell us in advance the approximate time of your arrival to try those personnel of the marina is notified. Also, if you arrive afternoon we will leave a light on.



Once you are in the Marina you must go to Pato Lucas berth in mooring "E 10" (see the pictures) please get inside the deck of the boat and take your shoes off (you may left them in a plastic box you will find at the left of the entrance door).

**KEY:** The **Boat Key** of the boat is in a Neoprene Blue Key Ring and is in a compartment in the table outdoor (see the picture below) so now you can open the door and go inside the boat. When you finish your stance, please close the boat and leave the key where you found it.



**ELECTRIC PANEL:** Once you are into the boat, at your right hand you will see the Electric Panel; in the picture, you can see the correct position of any switch. The switches that have the yellow mark must be “on”. You will find an USB connector (12 V) in the Electric panel; you can also find 220 V sockets in the saloon and in the cabins.




**MAGNETIC ACCESS CARD:** To get in the Marina or the sewer/toilets you must use a Magnetic Access Card. You will find one in the Safety Box and an extra one on the Chart Table in the saloon inside the boat.



Use of showers and other facilities are included in the Marina Rates, so only if you want to wash clothes, you should need coins but you don't need soap, washing machines add their own soap.

**WATER:** There is hot and cold water in all the taps. Water deposit is full and probably there is enough for your stance, but if you need to fill it, the operation is easy if you proceed as follows:



1.- Take the **Water Tank Key** from the Deck Table (same place where you picked the boat key).

2.- Open the cover of the water tank that is located on the rear left side of the boat.

3.- Now open the compartment that you will find at full stern of the boat and remove the hose.

4.- Connect the hose to the swamp turret key.

5.- Now put the other end of the hose at the entrance of the water tank and open the key (obvious).

6.- When you see the water overflows close the key... ☺.

7.- When the tank is full you must do the reverse procedure... keep the hose, close the lid of the water tank and return the key from the tank to the table. If you need, we will go and do it!




**WIFI & TELEWORKING:** Pato Lucas has her own private Wi-Fi: You can connect the Wi-Fi scanning the QR Code or if your mobile doesn't connect, you can also check in your mobile or electronic device available Wi-Fi and choose **WI-FI: HUAWEI-B535**, then insert the **PASSWORD: 15MB4L30GDB**. The Internet should support several users connected simultaneously as well as video calls or video conferences without problems.



**GAS OVEN:** We do not use to close the gas key, never had any problem and the boat is equipped with a Gas Detector, but if you want to close it, you will find the key bellow the sink, open the left door and just behind the trash can you will find the key. The picture shows it in Open position, to close turn it up until it is set in upright (vertical) position.



**BOILERS & PANS:** You will find boilers, pans and other cooking accessories in a compartment below the saloon seat as you can see in the picture:



**TOILET:** The sink faucet is in turn the shower faucet. If you want to take a shower, gently pull the tap and you can do it perfectly, do not pull too hard as the hose can bend. When finish, return the tap to its normal position and activate the water pump switch to remove the water from the toilet floor.

**TOILET WC:** Remember only use the toilet to urinate and not to throw paper or other objects into the toilet. There is a garbage bag on the door under the sink.

How to use a sea toilet on a boat. We really think that the better way to understand how to do it is watching the video, please scan the QR Code to play the video.



**LEAVING THE BOAT (CHECKOUT):** When your stay is over and you go to leave “Daffy Duck”, do not return the Magnetic Card to the safety box. Please leave the two magnetic keys on the table inside the boat, on the salon table. Lock the ship with its key and leave it inside the compartment on the outside table where it was on the first day.

Notify us the approximate time of your departure to notify the cleaning staff so that they can review the boat as soon as possible. If for any reason, you would like to leave later than 11:00 am, let us know so we can try to organize it, but frequently there are guests arriving the same day.

We hope that this document will help you to spend a few days on board comfortably... for many people, spending a few days on a sailing boat in a Marina is an exciting experience, we hope it has been for you as well.

Finally, I want to tell you that we are very grateful for chosen Pato Lucas as your accommodation in San Sebastian de La Gomera and that you take a pleasant memory of those days.

Of course, do not hesitate to contact me if you need anything, I will be happy to help you anytime.



Sincerely, Mariano Capdevila